

UNIVERSAL TESTING MACHINE (1 kN)

Electromechanical one column material testing machine designed to perform tensile, compression, bending, shearing, peeling test of very light materials up to 1 kN.



EIGENSCHAFTEN

- Maximum force capacity: 1 kN.
- Available load cells not included in the standard supply: 1kN – 500N – 250N – 100N – 50N and 10N.
- Force measurement accuracy $\leq \pm 0.5\%$ (Class 0.5).
- Selectable force units: Kg – N or Lb.
- Standard test speed range 0.5 – 1000 mm /min.
- Test speed accuracy $\leq \pm 1\%$.
- Mobile crossbar travel 500 mm.
- Separation between fixings (adapters) 500 mm.
- RS-232 output interface with converter to USB.
- Testing software with basic statistics to perform friction tests.
- Compatible with the T-LAB Laboratory Management System.

TECHNISCHE DATEN

Power connection	230 V / 50 Hz
Compressed air connection	ja
PC connection	RS-232, USB
Width / Diameter	48 cm
Depth	41 cm
Height	90 cm
Weight (net)	45 kg

NORMEN

Ingenieurbüro Walter


all4test

Tel.: +49 (0)9842 - 9 36 96 30 · Fax: +49 (0)9842 - 9 36 96 33 · info@all4test.de
ib-walther · Willy-Brand-Straße 4 · D-97215 Uffenheim · www.all4test.de



UNIVERSAL TESTING MACHINE MTE-1/1L models


Electromechanical one column testing framework designed to perform tensile, compression, bending, shearing, peeling..., tests of very light materials up to 1 kN



Universal Materials Testing Machines with one column testing framework designed to perform Tensile - Compression - Flexion - Shear - Adhesion - Tear tests..., on samples of materials such as Paper, Tissue Paper, Non-woven...

MTE-1/1L models

- **Maximum force capacity: 1 kN**
- **Available load cells not included in the standard supply:**
1kN - 500N - 250N - 100N - 50N y 10N
- **Tests - Tension – Compression - Flexion - Shear...**
- **Accuracy $\pm 0,5\%$ (Class 0,5)**
- **Precise electromechanical drive**
- **High stiffness test frame**
- **The Testing Machine in standard supply is equipped with METROTEST testing software and Mini-PC**
- **Large workspace in test area**
- **Ergonomic, robust and precise**



General Information

The MTE-1/1L Universal Electromechanical Testing Machines have the most advanced and reliable structure in the framework of electromechanical tests with ball circulation spindle. The computerized control system allows for closed-loop control of parameters such as test force, specimen deformation and crossbar travel, etc. The system realizes in real time on the PC screen test diagrams, test curves and creation of test reports. Closed-loop control through the [METROTEST](#) test program makes it possible to carry out cyclical tests. By simply connecting with different accessories, the MTE-1/1L series machines can test various materials and components to suit your needs in quality control and research.

In the International Standards compliance section, it meets or exceeds the requirements of the following standards: ISO 7500-1, ASTM-E4, EN 10002-2, BS 1610, DIN 51221, and ISO 6892.

In order to configure the tests and complete the MTE-1 Universal Testing Machines, we optionally have a wide range of test accessories such as Grips, Extensometers, Flexural Bending Fixtures, Special Devices, etc.

The **MTE-1 UNIVERSAL MATERIALS TESTING MACHINE** is made up of a robust frame in which the test frame is located. The high stiffness frame incorporates a crosshead guidance system to prevent side loading of the sample under test. The test frame is made up of a low friction coefficient drive and re-circulation ball screw with protectors and a rectified and chromed steel guide column.

Force measurement is carried out through a compression-tension load cell housed in the mobile crossbar. The necessary test tools are attached to this load cell (not included in the standard supply of the MTE-1 Universal Testing Machine).

The test framework admits overloads of 120% of the nominal force without affecting its measurement or operating precision, which gives the frame a great robustness and safety of correct operation under intensive work.

It has a system of upper and lower travel limiters adjustable independently by the user. Inside the base box are included the transmission elements, the transformer, regulation electronics, servo motor, etc.

Features

- **Fully computerized: The control and measurement system with a specific electronic card used for testing machines, performing the tare to zero and adding a setting which is very reliable.**
- **It has a Database manager for the test results which stores according to a standard format which facilitates analysis and transfer to other programs.**
- **Compliance with testing requirements for all types of materials with all international testing standards.**
- **With a wide range of graph functions, curve color changes, magnifications (zoom), reductions, curve auto-scaling can be performed (making it easier and shorter to run a test with a new material), displacement of the curves in the deformation axis, designate standard curve, association of labels to each graph, indication of the values digitally on the screen and printing of all kinds of test curves.**
- **Modular design makes it easier to upgrade software in the future.**

METROTEST material testing software

METROTEST testing program based on WINDOWS MS is easy and fast to use to achieve different functions, adaptable to most operator habits. With all the integrated functions such as test sample information, sample choice, data display, data processing, data analysis, test operations ... easy to use.



- Very clear, intuitive, attractive interface design with information on the screen.
- Choice of different units for each of the results.
- Route of all the points of the graph, point by point.
- Association of labels to each graph.
- Creation and management of standard curves.
- Context sensitive help
- Customizable report
- Reports in PDF format directly without the need for additional software
- Automatic auto scaling on charts
- Test limits independent of graph limits
- Auto-save of results, specimen by specimen
- Single or multiple curve display
- Customizable interface
- Option to request sample dimensions at the beginning of each trial.
- On-screen information of the tasks being carried out by the program (log)
- Visual parameterization of results



Testing Tools and Devices (Optional)

Depending on the type of materials and shapes of the test specimens to be tested, we have a wide range of accessories and test tools. **Ask us about your testing needs!**



PNEUMATIC GRIPS

- Capacity 200N
- Adjustable tightness to avoid sample slippage
- Adjustable widths by Centering Device: 50 - 25,4 and 15 mm



PNEUMATIC GRIPS

- Capacity 1 kN
- Adjustable tightness to avoid sample slippage
- Adjustable widths by Centering Device: 50,8 - 25,4 and 15 mm




MANUAL GRIPS

- manual tightening
- Available widths: (15 - 25 / 25,4 or 50 mm)

ISO 1924/2 - ISO 3781 - ASTM D 828 - SCAN P38 - TAPPI T494 - BS 4415/2 - PAPTAC D34 - DIN 53112

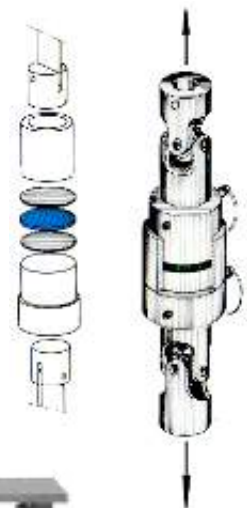


"FINCH" WET TENSILE TEST
TAPPI T 456 om-03



TENSILE DEVICE
"ZERO SPAN"
TAPPI T 231cm-07

"BOND" TEST
(z-Direction Tensile)
TAPPI T 541om-10
ISO 15754



TAPPI T 836 om-02 - TAPPI T 820 - DIN 53121



FLEXION TESTING FIXTURES (Corrugated Board)
(3 and 4 Points of support)
With fixed or variable support distances




TAPPI T 829

SCORE BENDING QUALITY TEST
(Flexion creasing lines for cardboard boxes and cases)

TAPPI T577






COMPRESSION PLATES

- Square
- Rectangular
- Circular

180° ADHESION TESTING DEVICE
(Adhesive tapes)

AFERA 4013 P1
FINAT FTM-1
FINAT FTM-3



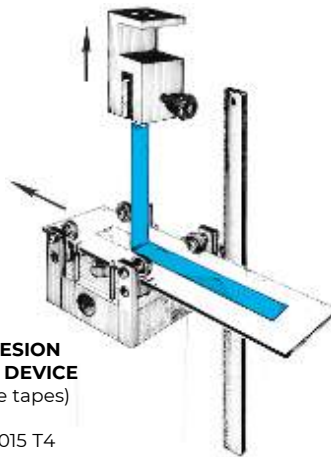
UNWINDING ADHESION TAPES
(Adhesive tapes)

AFERA 4001 P7



90° ADHESION TESTING DEVICE
(Adhesive tapes)

AFERA 4015 T4
FINAT FTM-2



FRICTION TESTING DEVICE

ASTM D1894 (method B)
TAPPI T816, T549



BALL BURST STRENGTH

(Tissue paper)
ISO 12625-9 – ISO 12625-11 – TAPPI T570



OPENING FORCE TESTING DEVICE
(Folded Boxes / Cases)



Functional Technical Specifications

Control unit

- PC Control and METROTEST Testing Software
- Level of breakage of the sample (% of force drop at the end of the test)
- Maintenance of Peak Force / Extension in Tension or Compression
- Selection of force and deformation units
- External control mode by Mini PC
- RS-232 serial port

Force measurement

- Range: 2% to 100% - Accuracy 0.5% of applied force
- Precision in Forces: Class 0.5 (accuracy $\pm 0.5\%$)
- Load reading resolution: 1 / 200,000 points:
 - 1 / 100,000 in Tension
 - 1 / 100,000 in Compression
- Force Data Sampling Rate (internal): 30,000 S / second
- Digital load tare 20% with the Load Cell at its maximum capacity
- Selectable units: kN, N, cN, kgf, gf, lbf.
- Protection system of the Load Cell
- Programmable preload
- 18 bit high speed A / D converter

Measurement of travel (mobile crosshead)

- Direct measurement from the drive spindles
- Single measurement range (1 scale)
- Reading resolution: 0.001 mm
- Auto-return precision, better than 0.05mm
- Selectable units: Millimeters and Inches
- Programmable extension limits

Speed control

- Servo motor drive
- Variable speed range (see table)
- Variable return speed within range (see table)
- Default speed resolution: $<0.02\text{mm} / \text{minute}$
- Speed accuracy: $\leq \pm 0.5\%$
- Variable Preload speed within the range (see table)
- Current protection system



Mod. MTE-1
(500 mm)



Mod. MTE-1L
(800 mm)

MODEL	MTE-1	MTE-1L
Capacity	1 KN	
Force resolution with 5kN Load Cell	0.01 N	
Measured force accuracy	≤ ± 0.5 %	
Displacement resolution	0.001 mm	
Travel accuracy	≤ ± 1 %	
Mobile crosshead travel	500 mm	800 mm
Separation between column and grips adapter	150 mm	
Range Standard Test Speeds	0.5 – 1000 mm /min.	
Accuracy of test speed	≤ ± 1 %	
Maximum return speed	1000 mm/min	
Spacing between fixings (adapters)	500 mm	800 mm
Electric supply	220V / 50Hz - 110V/60Hz single-phase	
Approximate power	400 W	
Working Ambient Temperature and Relative Humidity Condition	10 °C ~ 35 °C 20% -80%	
Dimensions Test Frame approx.	420x670x950 mm (Width x Depth x Height)	420x670x1250 mm (Width x Depth x Height)
Net Weight approx.	50 kg	60 kg
Dimensions Wooden packaging approx.	550x870x1250 mm (Width x Depth x Height)	550x870x1550 mm (Width x Depth x Height)
Gross Weight approx.	95 kg	110 kg

STANDARD SUPPLY CONTENT:

- * MTE-1 or MTE-1/L model Universal Testing Machine
- * METROTEST Multilingual Testing Software
- * Management Module with Basic Statistics Packs:
Bar Charts - Gaussian Bells and Reference Comparison
- * Mini PC – Windows O.S.

NOTE: The Universal Testing Machine does not include any grips or testing tools, these must be ordered separately